



We use recycled paper.
Wir verwenden Recyclingpapier.
Nous utilisons du papier recycle.
Usamos papel reciclado.
Utilizziamo carta riciclata.
Wij gebruiken kringlooppapier.
Vi använder returpapper.
Kaytlamme palautettavaa paperia.



EmuMovies

Patents: U.S. Nos. 4,442,488/4,454,594/4,462,076; Europe No. 80244; Canada Nos. 1,183,276/1,082,351; Hong Kong No. 88-4302; Germany No. 2,609,826; Singapore No. 88-155; U.K. No. 1,535,999; France No. 1,607,029; Japan Nos. 1,632,396/82-205605 (Pending)

© CAPCOM 1991, 1993, 1994
LICENSED TO SEGA ENTERPRISES, LTD.

672-2013-40

MEGA DRIVE

SUPER STREET FIGHTER II

CAPCOM

16-BIT CARTRIDGE
INSTRUCTION MANUAL

SEGA

EPILEPSY WARNING

Please read before using this video game system or allowing your children to use it.

Some people are susceptible to epileptic seizures or loss of consciousness when exposed to certain flashing lights or light patterns in everyday life. Such people may have a seizure while watching certain television images or playing certain video games. This may happen even if the person has no medical history of epilepsy or has never had any epileptic seizures.

If you or anyone in your family has ever had symptoms related to epilepsy (seizures or loss of consciousness) when exposed to flashing lights, consult your doctor prior to playing.

We advise that parents should monitor the use of video games by their children. If you or your child experience any of the following symptoms: dizziness, blurred vision, eye or muscle twitches, loss of consciousness, disorientation, any involuntary movement or convulsion, while playing a video game, IMMEDIATELY discontinue use and consult your doctor.

Precautions to take during use

- Do not stand too close to the screen. Sit a good distance away from the television screen, as far away as the length of the cable allows.
- Preferably play the game on a small television screen.
- Avoid playing if you are tired or have not had much sleep.
- Make sure that the room in which you are playing is well lit.
- Rest for at least 10 to 15 minutes per hour while playing a video game.

Table of Contents

Safety Precautions	4
Getting Started	5
Controlling Your Fighter	6
Tournament of Champions	10
The Super Battle Mode	11
The VERSUS Battle Mode	12
The Group Battle Mode	14
The Tournament Battle Mode	16
The Challenge Modes	17
The Option Mode	18
The New Challengers	20

Safety Precautions

Follow these suggestions to keep your *Super Street Fighter II* cartridge in perfect operating condition.

- The Sega Mega Drive Cartridge is intended for use exclusively with the Sega Mega Drive System.
- Do not bend it, crush it, or submerge it in liquids.
- Do not leave it in direct sunlight or near a radiator or other source of heat.
- Be sure to take an occasional recess during extended play, to rest yourself and the Sega Cartridge.

Warning to owners of projection televisions: Still pictures or images may cause permanent picture-tube damage or mark the phosphor of the CRT. Avoid repeated or extended use of video games on large-screen projection televisions.

Getting Started

1. Insert your *Super Street Fighter II* cartridge into your Sega Mega Drive System and turn the power ON.
2. When the Title screen appears, press the **START** Button and the words GAME START will appear. Press left or right on your D-Pad to set the TURBO speed setting. Four stars is the fastest Turbo mode, while zero stars indicate the normal arcade speed.

After you have set the speed setting, press the **START** Button.

3. The next screen is the main game selection screen. Here you can choose from:

SUPER
VERSUS
GROUP
TOURNAMENT
CHALLENGE
OPTION

4. Once you begin the game, you will be asked to select your character. Press the D-Pad in any direction to highlight the character you wish to use and press any button. Your character will have a different color costume depending on which button you press.
5. To end the game at any time, simply turn OFF your Sega Mega Drive System and remove your cartridge.

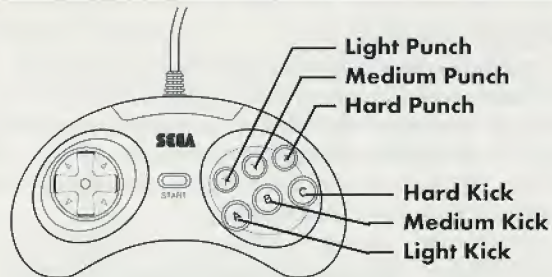
Controlling Your Fighter

PUNCH AND KICK BUTTONS

Each of the characters in **Super Street Fighter II** uses three basic punches and three basic kicks. They are listed below:

Light Punch (Jab)	Press Button X <i>The jab is very quick, but does little damage.</i>
Medium Punch (Strong)	Press Button Y <i>The strong punch does a fair amount of damage.</i>
Hard Punch (Fierce)	Press Button Z <i>The fierce punch does a large amount of damage, but is slow.</i>
Light Kick (Short)	Press Button A <i>The short kick is very quick, but does very little damage.</i>
Medium Kick (Forward)	Press Button B <i>The forward kick is strong and is fairly quick.</i>
Hard Kick (Roundhouse)	Press Button C <i>This roundhouse kick is powerful, but very slow.</i>

Controlling Your Fighter, cont.



NOTE FOR 3-BUTTON CONTROL PADS:

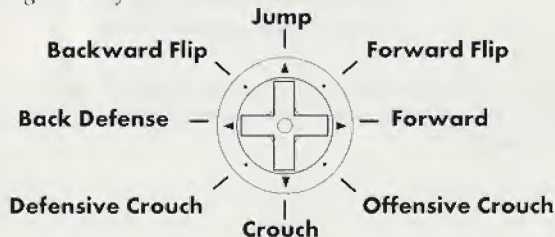
If you use a 3-Button Control Pad, you will need to press the **START** Button to switch between punches and kicks.

EXAMPLE: Press Button A and your character will do a light punch. Press the START Button. Now press Button A and your character will do a light kick.

BASIC MOVEMENT

The Diagram below shows the eight basic D-Pad positions that are used in the game.

Important Note: The diagram shows the D-Pad positions for a player facing to the right. The controls are reversed when facing to the left.



THROWS AND HOLDS

Each fighter in Super Street Fighter II has a number of different throws and holds. These throws and holds can only be done when the two fighters are within "Grabbing Range." The Grabbing Range for each character is different, but most throws and holds are done when two fighters are right next to each other.

THROWS allow you to grab an opponent and toss them across the room. Some fighters can even do throws in mid-air.

For Example: It is possible for Ryu to grab Ken and throw him over his shoulder. To do the Shoulder Throw, Ryu must push forward against Ken and then you must push the Hard Punch (Fierce) button on your D-Pad.

HOLDS allow you to grab an opponent and then hit or bite them again and again.

For Example: It is possible for Blanka to bite Guile on the head. To do the Head Bite, Blanka must push forward against Guile and then you must push the Hard Punch (Fierce) button on your D-Pad.

Practice with your favorite character to discover which throws or holds they have and how to use them to your advantage.

SPECIAL MOVES

Each character has developed his or her own special moves for use in combat. All the special moves for each character are listed in *The New Challengers* section of this manual. There are also descriptions telling you how to do these special moves.

Special Moves are very hard to learn, it may take weeks before you can do them every time. Keep practicing them until you get them right!

Below is an example of the diagram for Chun Li's Kioken Fireball. The arrows in the diagram indicate the necessary movements on the D-Pad. Please refer to the movement diagram on page 7 if you are unsure of what the arrows mean.

*For Example: Chun Li's Kioken Fireball
Using the D-Pad, press ◀ and hold it for 2 seconds. Then simultaneously press ▶ and push any punch button.*

Using the D-Pad, press (back defense) and hold it for 2 seconds. Then simultaneously press (forward) and push any punch button.


Tournament of Champions

The challenge has been issued and four brave young fighters have answered the call. Cammy, Fei Long, Dee Jay and T. Hawk all have their own reasons for entering the tournament and each will let nobody stand in their way!

Choose SUPER BATTLE on the main game selection screen and you will be able to select your character for the tournament. As the tournament begins, your fighter will travel the globe to meet one of sixteen other fighters.



When the match begins, you must use all of your fighting skills to defeat your opponent. Each time you hit, kick or throw your opponent, his energy meter will decrease. Once his energy meter is totally red, he'll be knocked out and you will be declared the winner. Win two out of three rounds and you earn the right to face the next challenger on your way to face the awesome might of M. Bison!



The Super Battle Mode

In the SUPER BATTLE mode, you will choose a fighter and attempt to defeat all the other challengers to earn the right to face M. Bison and the other Grand Masters. If you succeed, you will see a story ending for your character which will complete his or her quest for the championship.

The SUPER BATTLE Mode does allow a second player to join in and fight against you at any time. The second player must hit the **START** Button on his Control Pad and after a moment the game will return to the character selection screen and allow the player to choose his character.

The VERSUS Battle Mode

The VERSUS Battle allows two players to battle head-to-head in a series of matches. When the Title screen appears, push the D-Pad up or down to move the pointer next to VERSUS BATTLE and press the **START** Button. When the next screen appears, each player chooses the character they wish to use and presses any button to continue to the next screen.



On the next screen, there are two options: **HANDICAP** and **STAGE SELECT**. Player One can press the **D-Pad** to highlight either the **HANDICAP** or **STAGE SELECT** option.

HANDICAP When the **HANDICAP** option is highlighted, both players can press left or right on the D-Pad to set their **ATTACK LEVEL**. The number of stars showing determines the amount of damage players' punches and kicks will do. The higher the number of stars, the greater the amount of damage the punches and kicks will do.

The VERSUS Battle Mode, cont.

STAGE SELECT When the **STAGE SELECT** option is highlighted, Player One can select the location of the match by pressing the D-Pad left or right. This option allows you to select the location of your fight.

After all the choices have been made, Player One can begin the match by pressing the **START** Button.

The Group Battle Mode

The Group Battle mode allows two players to have teams of up to eight Street Fighter characters battle in a series of one round matches. Choose the GROUP BATTLE option on the main screen and press the START Button. When the rule screen appears, press the D-Pad up or down to select the tournament rules you are going to use.



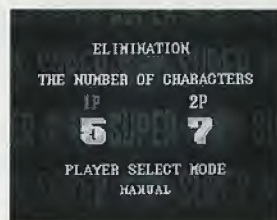
POINT MATCH

In this mode, the winner of the round will be given 8 points plus 1 point for each second left on the clock when his opponent is knocked out. In the case of a draw the team which has the most points will have 4 points deducted from its score. The matches will continue until all matches have been played or until a winner is determined.

ELIMINATION

In this mode each player chooses up to eight characters. (Players do not need to choose the same number of characters.) If a player wins a match he can continue to use the same character until he is defeated. The first player to lose all his characters, loses the match.

The Group Battle Mode, cont.



On the next screen players will select the number of characters they will use. (If you are playing an elimination match, each player will set their own number of characters.) Press the D-Pad up or down to increase or decrease the number of characters. Press the D-Pad left or right to switch between MANUAL and AUTOMATIC character selection. After you have finished, press the START Button to proceed to the next screen.

If you make a mistake and choose the wrong option, press Button A, B, C, X, Y or Z during the "Number of Characters" screen and you will return to the main "Battle Mode Select" screen.

After both players have chosen all their characters, the HANDICAP and STAGE SELECT screen will automatically appear. Use the D-Pad to make your selections just as in the VERSUS BATTLE mode and press the START Button to begin the tournament.

Once the battle is over and the victory screen appears, press Button A, B, C, X, Y or Z to bring up a menu which will allow you to continue or quit the mode.

The Tournament Battle Mode

In the TOURNAMENT BATTLE, up to eight players can compete for the Street Fighter Championship. After you select TOURNAMENT from the main screen, the first player can select his character. After this has been done, the second player can choose his character. When everyone has selected his character, highlight END and press the **START** Button.

(If you don't have eight people to play with, the computer will automatically pick other fighters and control them in battle against you.)

When the tournament begins, each player will be assigned a preliminary match. Before each match, you will be able to select the attack level of your character, just as in the VERSUS mode. After you have done this, press **START** and the match will begin.

Each match is only 1 round. If you lose, you will fight the losers of the other matches to decide your final ranking. If you win, you will advance to the semi-finals and be one step closer to the championship.

The Challenge Modes

The TIME CHALLENGE tests your speed and quickness as you try to knock out a computer opponent in the fastest time possible.

The SCORE CHALLENGE tests your skill at combinations as you try to knock out a computer opponent and score big points.

After you select TIME CHALLENGE or SCORE CHALLENGE, you will need to choose your character and press the **START** Button. After you have selected your character, choose the 2P character for the computer to control and press the **START** Button.

When the battle begins, you have one round to knock out your opponent as quickly as possible. If you succeed in breaking the CAPCOM records, you will earn the right to enter your initials as one of the greatest street fighters in the world!

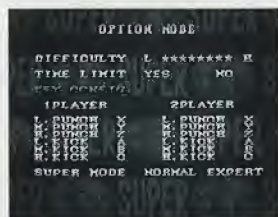
Once the battle is over and the victory screen appears, press Button **A, B, C, X, Y** or **Z** to bring up a menu which will allow you to continue or quit the mode.

Important Note:

The turbo game speed adjustment has no effect on the Challenge Modes.

The Option Mode

The Option Mode allows you to change certain aspects of the game. When the Title screen appears, push the D-Pad up or down to move the marker next to OPTION and press the **START** Button. When the next screen appears, push the D-Pad up or down to highlight the option you wish to change.



DIFFICULTY

This option changes the difficulty of the computer opponent. Push the D-Pad left or right to highlight the number of stars. The more stars you highlight, the more difficult the opponents will be to defeat.

TIME LIMIT

This option allows you to turn on or off the Time Limit. Push the D-Pad left or right to highlight either YES or NO. If you select YES, the fighters will have 99 seconds to knock each other out. If you select NO, the fight will continue until one player is knocked out.

The Option Mode, cont.

KEY CONFIGURATION

This option allows you to change the button configuration for your fighter's punches and kicks.

Highlight this option and press right on the D-Pad. Press up or down to select the punch or kick you wish to change and then press the button you wish to use for that punch or kick. It will change automatically. Once you have finished your changes, press left on the D-Pad.

The key configuration screen can also be activated before you begin a match. If you are playing a **SUPER** or **CHALLENGE BATTLE**, press and hold the **START** Button during the Character Selection screens. In all other modes, press and hold the **START** Button during the Handicap screen.

SUPER MODE

This option allows you to select two different types of **SUPER BATTLE** games.

Push the D-Pad left or right to highlight either **NORMAL** or **SUPER**. In the **NORMAL** mode, you will face 12 opponents and the bonus stages just like in the arcade game. In the **SUPER** mode you will face all 16 opponents but not the bonus stages.

To leave the **OPTION MODE** with your new settings, simply press the **START** Button.

The New Challengers



FEI LONG

Date of Birth: 4-23-1969
Height: 5'8"
Weight: 132 lbs.
Blood Type: O

The master of several styles of Shaolin Kung Fu, the Hong Kong sensation dedicated himself to a life of rigorous training after seeing one of Hong Kong's masters of Jeet Kune Do. After perfecting several styles, Fei began teaching his own style and it wasn't long before he was being hounded to appear in his own feature films. However, Fei was not interested in this lifestyle and gave it all up to enter the World Warrior tournament to test his skills against other fighters.

SPECIAL MOVES

Rekka Ken



Using the D-Pad, press $\blacktriangledown \blacktriangleleft \blacktriangleright$ in one continuous motion and press any punch button. Make sure you press the punch button as you reach the end of the D-Pad motion. This move can be done 3 times in a row for extra damage.

The New Challengers, cont.

Rising Dragon Kick



Using the D-Pad, press $\blacktriangleleft \blacktriangledown \blacktriangleright$ in one continuous motion and press any kick button. Make sure you press the kick button as you reach the end of the D-Pad motion.

The New Challengers, cont.



CAMMY

Date of Birth: 1-6-1974
Height: 5'5"
Weight: 101 lbs.
Blood Type: B

Currently an agent of British Intelligence, Cammy was found suffering total memory loss near a British Military installation. Taken in by British Intelligence, Cammy underwent Special Forces training and quickly rose to the head of the class. Now working undercover in the World Warrior tournament, Cammy is about to learn the truth about her startling past.

SPECIAL MOVES

Front Kick



Using the D-Pad, press $\blacktriangleright \blacktriangledown \blacktriangleleft$ in one continuous motion and press any kick button. Make sure you press the kick button as you reach the end of the D-Pad motion.

The New Challengers, cont.

Cannon Drill



Using the D-Pad, press $\blacktriangledown \blacktriangleleft \blacktriangleright$ in one continuous motion and press any kick button. Make sure you press the kick button as you reach the end of the D-Pad motion.

Spinning Knuckle



Using the D-Pad, press $\blacktriangleleft \blacktriangle \blacktriangleright$ in one continuous motion and press any punch button. Make sure you press the punch button as you reach the end of the D-Pad motion.

The New Challengers, cont.



THUNDER HAWK

Date of Birth: 7-21-1959
Height: 7'7"
Weight: 357 lbs.
Blood Type: O

After his homeland was taken from him by *Shadowlaw*, T. Hawk and his family were moved to Mexico. Now, he has vowed to regain the homeland and destroy Bison. Using his huge size and powerful Native American wrestling techniques, T. Hawk has advanced to the World Warrior tournament and has set his sights on destroying Bison.

SPECIAL MOVES

The Hawk



While in mid-air, press all three punch buttons simultaneously.

The New Challengers, cont.

Thunderstrike



Using the D-Pad, press $\blacktriangleright \blacktriangledown \blacktriangleleft$ in one continuous motion and press any punch button. Make sure you press the punch button as you reach the end of the D-Pad motion.

The Storm Hammer



Press the D-Pad in a 360 degree rotation and press any punch button. Make sure you press the punch button as you reach the end of the D-Pad motion.

The New Challengers, cont.



DEE JAY

Date of Birth: 10-31-1965
Height: 6'0"
Weight: 203 lbs.
Blood Type: O

Trained as a kickboxer in Jamaica, Dee Jay's first love is his music. Over the years, Dee Jay has even integrated the beat of his music into his fighting style. Together his music and his kickboxing have formed a unique style which Dee Jay thinks will lead him to the top of the charts and to the top of the World Warrior tournament.

SPECIAL MOVES

Hyper Fist



Using the D-Pad, press ▼ for 2 seconds and then press ▲ and simultaneously press repeatedly any punch button. Make sure you press the punch button as you reach the end of the D-Pad motion.

The New Challengers, cont.

Max Out



Using the D-Pad, press ◀ for 2 seconds and then press ▶ and simultaneously press any kick button. Make sure you press the kick button as you reach the end of the D-Pad motion.

Double Dread Kick



Using the D-Pad, press ◀ for 2 seconds and then press ▶ and simultaneously press any kick button. Make sure you press the kick button repeatedly as you reach the end of the D-Pad motion.

The New Challengers, cont.



RYU

Date of Birth: 7-21-1964
Height: 5'10"
Weight: 150 lbs.
Blood Type: O

A quiet and dignified fighter, Ryu has spent his life studying Shotokan Karate and honing the power of inner strength known as the Chi. A wanderer, with no family and few friends, Ryu's closest bond is with Ken. Seeking neither fame nor the crown of "champion," Ryu only fights to perfect himself in the true spirit of Karate.

SPECIAL MOVES

Fireball



Using the D-Pad, press $\blacktriangledown \blacktriangle \blacktriangleright$ in one continuous motion and press any punch button. Make sure you press the punch button as you reach the end of the D-Pad motion.

The New Challengers, cont.

Red (Stun) Fireball



Using the D-Pad, press $\blacktriangle \blacktriangledown \blacktriangle \blacktriangleright$ in one continuous motion and press any punch button. Make sure you press the punch button as you reach the end of the D-Pad motion.

Dragon Punch



Using the D-Pad, press $\blacktriangleright \blacktriangledown \blacktriangle$ in one continuous motion and press any punch button. Make sure you press the punch button as you reach the end of the D-Pad motion.

Hurricane Kick



Using the D-Pad, press $\blacktriangledown \blacktriangleright \blacktriangleleft$ in one continuous motion and press any kick button. Make sure you press the kick button as you reach the end of the D-Pad motion.

To do the Hurricane Kick in mid-air, jump into the air and then quickly do the move as described above.

The New Challengers, cont.



EDMOND HONDA

Date of Birth: 11-3-1960
Height: 6'2"
Weight: 304 lbs.
Blood Type: A

A lifetime spent perfecting the art of Sumo, Honda eventually worked his way to the title of "Yokozuna." However, when he stepped outside the arena and into the world of street fighting, he was amazed to find that the rest of the world did not consider Sumo a true sport. Now using adaptations of traditional Sumo techniques, Honda plans to win the World Warrior tournament and show the world the true majesty of this ancient form of wrestling.

SPECIAL MOVES

Hundred Hand Slap

Press any punch button repeatedly.



The New Challengers, cont.

Sumo Head Butt



Using the D-Pad, press ◀ and hold it for 2 seconds. Then simultaneously press ▶ and push any punch button.

Sumo Smash



Using the D-Pad, press ▼ and hold it for 2 seconds. Then simultaneously press ▲ and push any kick button.

The New Challengers, cont.



BLANKA

Date of Birth: 2-12-1966
Height: 6'5"
Weight: 218 lbs.
Blood Type: B

At first Blanka, "The Beast From Brazil," appears to be little more than a mutant of limited intelligence. But within his savage form lies a wealth of animal cunning acquired from a life spent deep within the jungles of Brazil. Using a series of bizarre attacks learned from creatures living in the rain forests, Blanka has defeated all fighters that have opposed him. Now on the eve of the World Warrior tournament, Blanka stands ready to achieve greatness and find the link to his mysterious beginnings.

SPECIAL MOVES


Electricity

Press any punch button repeatedly.




The New Challengers, cont.

Rolling Attack



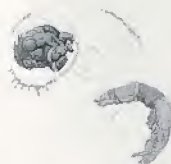
Using the D-Pad, press ◀ and hold it for 2 seconds. Then simultaneously press ▶ and push any punch button.

Vertical Rolling Attack



Using the D-Pad, press ▼ for 2 seconds and then press ▲ and simultaneously press any kick button.

Beast Leap



Using the D-Pad, press ◀ and hold it for 2 seconds. Then simultaneously press ▶ and push any kick button.

The New Challengers, cont.



GUILE

Date of Birth: 12-23-1960
Height: 6'1"
Weight: 191 lbs.
Blood Type: O

An ex-member of an elite Special Forces team, Guile and his co-pilot Charlie were captured during a mission in Thailand six years ago. After many months of imprisonment, he and Charlie managed to escape from their jungle prison. During the perilous trek to civilization, Charlie died and Guile has been consumed by vengeance ever since.

SPECIAL MOVES

Sonic Boom



Using the D-Pad, press ◀ and hold it for 2 seconds. Then simultaneously press ▶ and push any punch button.

The New Challengers, cont.

Flash Kick



Using the D-Pad, press ▼ and hold it for 2 seconds. Then simultaneously press ▲ and push any kick button.

The New Challengers, cont.



KEN

Date of Birth: 2-14-1965
Height: 5'10"
Weight: 169 lbs.
Blood Type: B

A disciple of the Shotokan school of karate, Ken is a natural athlete. Unfortunately, Ken's natural fighting skill has fueled his giant ego and he is constantly reminding his opponents that he is the greatest fighter of all time. Over the past few years Ken has let his skills deteriorate and has spent most of his time on the beach with his girlfriend. Only a challenge from his old training partner, Ryu, has rekindled his fighting spirit and caused him to try and perfect his Dragon Punch and Hurricane Kick.

SPECIAL MOVES

Fireball



Using the D-Pad, press $\blacktriangledown \blacktriangleleft \blacktriangleright$ in one continuous motion and press any punch button. Make sure you press the punch button as you reach the end of the D-Pad motion.

The New Challengers, cont.

Dragon Punch



Using the D-Pad, press $\blacktriangleright \blacktriangledown \blacktriangleleft$ in one continuous motion and press any punch button. Make sure you press the punch button as you reach the end of the D-Pad motion.

If you use the HARD punch button when doing the Dragon Punch, Ken will do the FLAMING Dragon Punch!

Hurricane Kick



Using the D-Pad, press $\blacktriangledown \blacktriangleleft \blacktriangleleft$ in one continuous motion and press any kick button. Make sure you press the kick button as you reach the end of the D-Pad motion.

To do the Hurricane Kick in mid-air, jump into the air and then quickly do the move as described above.

The New Challengers, cont.



CHUN LI


Date of Birth: 3-1-1968
Height: 5'8"
Weight: (She won't tell)
Blood Type: A

Unlike many of the other contestants, Chun Li has not entered the tournament for personal glory. Instead, she has been secretly tracking the movements of an international smuggling operation known as *Shadowlaw*. The trail has led her to the tournament and she now believes that one of the Grand Masters may have been responsible for the death of her father.

SPECIAL MOVES

Lightning Kick

Press any kick button repeatedly.



The New Challengers, cont.

Whirlwind Kick



Using the D-Pad, press **▼** and hold it for 1 second. Then simultaneously press **▲** and push any kick button.

To do a high Whirlwind Kick, press **▼** and hold it for 1 second. Then press **↖** and push any kick button. Timing is critical when doing this move.

Kioken (Fireball)



Using the D-Pad, press **◀** and hold it for 2 seconds. Then simultaneously press **▶** and push any punch button.

The New Challengers, cont.



ZANGIEF

Date of Birth: 6-1-1956
Height: 7'
Weight: 256 lbs.
Blood Type: A

Good natured, with a great sense of humor, Zangief loves to fight. He left the Russian Wrestling Federation because of the lack of competition and now seeks suitable opponents wherever he can find them. Totally fearless, Zangief is more than willing to walk into a punch as long as he can grab his opponent and drive them into the pavement with his Spinning Pile Driver. What else would you expect from a man who wrestles bears for fun?

SPECIAL MOVES

Spinning Clothesline



Press any two punch buttons simultaneously.

Double Spinning Lariat



Press any two kick buttons simultaneously.

The New Challengers, cont.

Spinning Pile Driver



Press the D-Pad in a 360 degree rotation and press any punch button. Make sure you press the punch as you reach the end of the D-Pad motion. The 360 degree rotation on the D-Pad must be done very quickly or Zangief will not do the move.

Siberian Suplex



Press the D-Pad in a 360 degree rotation and press any kick button. Make sure you press the kick button as you reach the end of the D-Pad motion. The 360 degree rotation on the D-Pad must be done very quickly or Zangief will not do the move.

Siberian Bear Crusher



Press the D-Pad in a 360 degree rotation and press any punch button. Make sure you press the punch button as you reach the end of the D-Pad motion. The 360 degree rotation on the D-Pad must be done quickly or Zangief will not do the move.

This move can only be done when Zangief is far away from his opponent.

The New Challengers, cont.



DHALSIM

Date of Birth: 11-22-1952
Height: 5'10"
Weight: 107 lbs.
Blood Type: O
Fighting Style: Yoga

Over the course of his life, Dhalsim has sought to unify his mind, body and soul through the discipline of Yoga. Now, as he nears his goal, Dhalsim must test himself and his skills before he can rise to a higher state of consciousness.

SPECIAL MOVES

Yoga Fire



Using the D-Pad, press $\blacktriangledown \blacktriangle \blacktriangleright$ in one continuous motion and press any punch button. Make sure you press the punch button as you reach the end of the D-Pad motion.

The New Challengers, cont.

Yoga Flame



Using the D-Pad, press $\blacktriangle \blacktriangledown \blacktriangle \blacktriangleright$ in one continuous motion and press any punch button. Make sure you press the punch button as you reach the end of the D-Pad motion.

Yoga Teleport



Using the D-Pad, press $\blacktriangle \blacktriangledown \blacktriangle$ or $\blacktriangleright \blacktriangledown \blacktriangle$ in one continuous motion and press all three punch buttons or all three kick buttons. Make sure you press the buttons as you reach the end of the D-Pad motion.

The New Challengers, cont.



BALROG

Date of Birth: 9-4-1968
Height: 6'5"
Weight: 252 lbs.
Blood Type: A

A former heavyweight champion, Balrog was barred from professional boxing after he ignored the rules of the ring. Wild and aggressive, Balrog now makes a living as an enforcer for Shadowlaw. Once thought to be somewhat weak in his fighting ability, Balrog has learned some new moves to keep him on top.

SPECIAL MOVES

Turn Punch



Press and hold all punch buttons or all kick buttons for 2 seconds and then release.

The New Challengers, cont.

Final Punch



Press and hold all three punch buttons or all three kick buttons. Then release. The power of the punch is determined by how long the buttons are held before releasing.

Shoulder Butt



Using the D-Pad, press ▼ for 2 seconds and then press ▲ and simultaneously press any punch button.

Dash Punch



Using the D-Pad, press ◀ and hold it for 2 seconds. Then simultaneously press ▶ and push any punch or kick button. Punch buttons will cause a straight punch and kick buttons will cause an uppercut punch.

The New Challengers, cont.



VEGA

Date of Birth: 1-27-1967
Height: 6'
Weight: 208 lbs.
Blood Type: O

Of noble blood, Vega has successfully blended the Japanese art of Ninjitsu with the skills he learned as a matador. The result is a beautiful and deadly ballet which has earned Vega the nickname of the "Spanish Ninja." Vain and egotistical, Vega lives by the philosophy that beauty is strength and uses a mask to prevent his beautiful face from becoming scarred in battle.

SPECIAL MOVES

Claw Dive

Using the D-Pad, press \blacktriangledown and hold it for 2 seconds. Then simultaneously press \blacktriangle and push any kick button. While in mid-air push the D-Pad toward your opponent and press any punch button.



The New Challengers, cont.

Wall Leap

Using the D-Pad, press \blacktriangledown and hold it for 2 seconds. Then simultaneously press \blacktriangle and push any kick button. While in mid-air push the D-Pad up and press any punch button.



Claw Roll

Using the D-Pad, press \blacktriangleleft and hold it for 2 seconds. Then simultaneously press \blacktriangleright and push any punch button.



Claw Thrust

Using the D-Pad, press \blacktriangledown for 2 seconds and then press \blacktriangle and simultaneously press any punch button.



Back Flip

Press all three punch buttons simultaneously for a double back flip. Press all three kick buttons simultaneously for a single back flip.

The New Challengers, cont.



SAGAT

Date of Birth: 7-2-1955
Height: 7'4"
Weight: 283 lbs.
Blood Type: O

Once called "King of the Street Fighters," Sagat reigned supreme until his narrow defeat at the hands of Ryu. Humiliated at his loss, he now plans to regain the title at any cost. With the exception of M. Bison, no other fighter comes close to his overall fighting ability.

SPECIAL MOVES

Tiger Uppercut



Using the D-Pad, press **➤▼▲** in one continuous motion and press any punch button. Make sure you press the punch button as you reach the end of the D-Pad motion.

The New Challengers, cont.

Tiger Knee



Using the D-Pad, press **▼▲◀** in one continuous motion and press any kick button. Make sure you press the kick button as you reach the end of the D-Pad motion.

Tiger Shot



Using the D-Pad, press **▼▲➤** in one continuous motion and press any punch or kick button. Using a punch button will throw a high Tiger Shot, while pressing a kick button will throw a low Tiger Shot. Make sure you press the punch or kick button as you reach the end of the D-Pad motion.

The New Challengers, cont.



M. BISON

Date of Birth: Unknown
Height: 5'11"
Weight: 254 lbs.
Blood Type: A

Never has a man been more cloaked in secrecy than M. Bison. Ever since he emerged to lead the international criminal organization *Shadowlaw*, the world has been awed by the incredible power at his command. Unmatched in his power and agility, M. Bison reigns supreme as the greatest Street Fighter in the world.

SPECIAL MOVES

Psycho Crusher

Using the D-Pad, press **◀** and hold it for 2 seconds. Then simultaneously press **▶** and push any punch button.



The New Challengers, cont.

Scissor Kick



Using the D-Pad, press **◀** and hold it for 2 seconds. Then simultaneously press **▶** and push any kick button.

Head Stomp



Using the D-Pad, press **▼** and hold it for 2 seconds. Then simultaneously press **▲** and push any kick button. After executing the stomp, press the D-Pad toward your opponent and press any punch button.

Flying Psycho Fist



Using the D-Pad, press **▼** for 2 seconds and then press **▲** and simultaneously press any punch button.